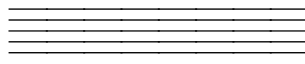



## CreAtive Ideas Using StaffWriter®

StaffWriter® and KeyNotes®1996.MacMusicFonts. All rights reserved.

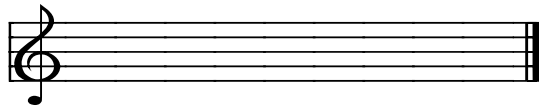
1. Make your own custom staff paper:

Example 1: Put staves and “text” on the same staff paper. Mix staff sizes.  
Personalize it with your name, or your students’ names.

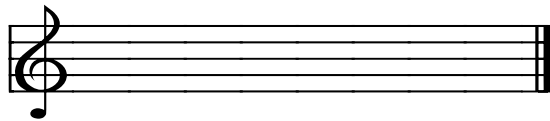
Author	Title	Composer/Arranger
		
		

Example 2 Design custom staff paper for theory worksheets or composition class. Great for writing Orff arrangements. Make your template for your own instrumentarium.

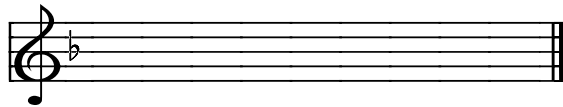
Melody:




Ostinato #1 (Bass Xylo.)




Melody transposed up a 4<sup>th</sup>:



Ostinato #2 (Alto Xylo.)



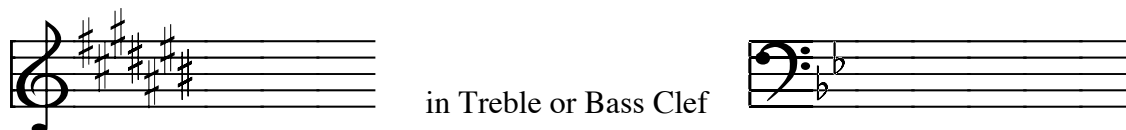
For 4 part writing, you can even make staff paper with the Grand Staff:  
(...any size, any length)



2. Put whole notes on a staff for theory work sheets.



3. Make key signature theory sheets without having to draw them yourself.



4. Custom design a music dictionary for your students.  
(You can even create it in Excel.)

**b = a flat; it means to lower the note 1/2 step**

**# = a sharp; it means to raise the note 1/2 step**

**× = a double sharp; it means to raise the note a whole step**

5. There are plenty of keyboards & music symbol to design notepads, programs, stationery, posters, borders, etc.



This keyboard even has note names at the end of the keys! How handy is that?



