


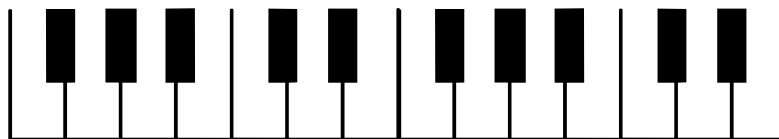
Name \_\_\_\_\_ Date \_\_\_\_\_ Class A1 A3 A4 B2 B3 B4



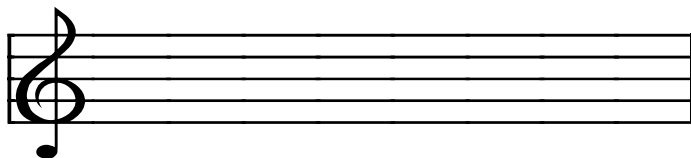
\_\_\_\_\_

1. For each note above, place a letter name in the space provided.
2. Look at the piano picture below, with your pencil, shade in each key that matches the notes above.

*Be careful of your location!*



3. By drawing **whole notes** below, place all three notes in one measure, each note above the other.



4. Be able to play your triad on piano using your Left Hand (fingers 1, 3, 5)