





ANIMAL RHYTHM CHANT

Made using StaffWriter TrueType Music Font

c.2007MacMusicFonts Web: <http://www.macmusicfonts.com>



4
4





Mon-key,

mon-key,

bear,

bear,






Rab-bit,

rab-bit,





di- no-

saur,



Chee-ta,

chee-ta,



Li- on,

ti - ger,

kan - ga -

roo!

IDEAS FOR USE:

- 1. Use as a rhythm chant. Do it in canon. Add dynamics.**
- 2. Use as a rhythm piece as AB form or ABA form.**
- 3. Use as a basis for a rondo. Do each section in a different tempo.**
- 4. Use as one section of a larger piece.**
- 5. Add movement. An introduction. A "fade-out" Coda.**
- 6. Add improvisation--animal sounds, etc.**
- 7. Add instruments. Assign each animal to an instrument and let the students (animals) play when it's their turn in the chant. Use many "colors" for the best effect,--ratchet, claves, temple blocks, agogo bells, cabasa, tambourine, flex-a-tone, large drum, tiny drum, etc.**
- 8. Talk about which names have one syllable (or, sound), two syllables, and three syllables.**
- 9. Make a list of each group-animal names with one part, two parts, etc.**
- 10. Let them think of their own animals. Add them to the list and do the chant again, using their animals instead of the ones here.**

Add your own ideas:
